

Inner Features

Garuda Indonesia

Monthly Operational Updates

May 2024 — Ascending Horizon : Year-to-Date Growth in Passenger and Cargo Operations

In May 2024. Garuda Indonesia has demonstrated resilience and strategic growth, marked by significant increases in both passenger and cargo transport, as a Year-to-date increased 28.06% for Passengers carried and 39.26% for Cargo carried, and year-on-year comparisons highlight, 29.26% for Passenger Carried and 48,06% for Cargo carried. A consistent rise in the number of passengers and volume of cargo carried, underscoring Garuda Indonesia's expanding operational scope.

In addition to the company's success in transportation volumes, the company's also increased aircraft utilization rates 00:14 minutes Year to Date. This improvement reflects the company's effective capacity management and operational efficiency, which have been critical in accommodating the increased demand. Despite facing headwinds such as rising fuel costs our Cask Available Seat Kilometers (CASK) increased 0.57% Year to Date, Garuda Indonesia's proactive cost management strategies have allowed to not only absorb these increased expenses but also to continue company's trajectory of growth. This balance of operational prowess and financial management ensures Garuda Indonesia commitment to delivering value to company stakeholders while navigating the complexities of the aviation industry.

Garuda Indonesia Group

Passengers reached 94.26 % Pre COVID-19
Cargo carried reached 61.75% Pre COVID-19
ASK reached 68.10% Pre COVID-19
RPK reached 83.99% Pre COVID-19

Garuda Indonesia International

Passengers reached 60.44% Pre COVID-19
Cargo carried reached 50.42% Pre COVID-19
ASK reached 47.44% Pre COVID-19
RPK reached 54.14% Pre COVID-19

Garuda Indonesia Domestic

Passengers reached 68.68% Pre COVID-19
Cargo carried reached 43.96% Pre COVID-19
ASK reached 65.18% Pre COVID-19
RPK reached 80.26% Pre COVID-19

Citilink

Passengers reached 146.64% Pre COVID-19
Cargo carried reached 125.33% Pre COVID-19
ASK reached 121.33% Pre COVID-19
RPK reached 157.96% Pre COVID-19

*Based on May 2019

MONTHLY OPERATIONAL INDICATOR

	MAY 2023	YOY	APR 2024	MOM	MAY 2024	YTD MAY 2023	YTD MAY 2024	YTD
	A	C/A	B	C/B	C	D	E	E/D
GARUDA INDONESIA GROUP								
Passenger Carried*	1.562.610,00	29,26%	2.157.581,00	-6,39%	2.019.813,00	7.496.923,00	9.600.736,00	28,06%
Cargo Carried (Ton)	12.757,56	48,08%	16.913,83	11,69%	18.891,76	65.637,43	91.406,52	39,26%
ASK (000)	2.677.312,77	19,31%	3.397.948,50	-5,99%	3.194.420,00	12.784.773,98	15.680.313,38	22,65%
RPK (000)	1.892.230,34	29,93%	2.693.154,99	-8,71%	2.458.566,52	9.274.625,52	11.936.809,97	28,70%
SLF (%)	70,68	6,29 pp	79,26	-2,29 pp	76,96	72,54	76,13	3,58 pp
ATK Cargo (000)	81.073,78	18,05%	102.754,60	7,37%	95.705,13	386.680,40	477.003,62	23,36%
RTK Cargo (000)	22.312,90	58,59%	32.705,86	8,20%	35.386,21	117.129,12	175.015,63	49,42%
CLF Cargo (%)	27,52	9,45 pp	31,83	5,15 pp	36,97	30,29	36,69	6,40 pp
Aircraft Utilization**	07:59	00:22	08:10	00:11	08:21	07:39	07:53	00:14
Frequencies	11.960,00	16,69%	14.734,00	-5,28%	13.956,00	57.104,00	68.363,00	19,72%
OTP** (%)	86,83	-8,11 pp	81,72	-3:00 pp	78,72	88,23	84,96	-3,27 pp
Fuel Burn (Liter)	87.528.079,83	21,32%	111.754.887,01	-4,98%	106.184.917,38	417.783.718,21	515.926.332,26	23,49%
Block Hours	25.025,08	18,50%	30.822,52	-3,79%	29.655,39	119.444,82	143.806,68	20,40%
Passenger Yield (Usc)	8,56	-4,86%	8,38	-2,82%	8,15	8,31	8,15	-1,89%
Cargo Yield (Usc)	62,89	-35,56%	39,46	2,72%	40,53	62,38	40,83	-34,56%
CASK (Usc)	6,81	3,28%	6,82	3,07%	7,03	6,94	6,98	0,57%
CASK-Excl Fuel (Usc)	4,34	4,38%	4,30	5,40%	4,53	4,29	4,45	3,79%
Fuel Price (Usc/Liter)	75,31	-0,34%	76,56	-1,97%	75,05	81,28	76,99	-5,28%

Notes:
* Number of passenger carried is calculated on the basis of origin/destination, regardless of the number of stage lengths undertaken.
** All figures are for Garuda Indonesia and Citilink scheduled flights, except for aircraft utilization and on time performance are for main brand only.





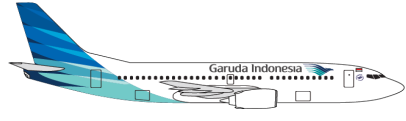





	MAY 2023	YOY	APR 2024	MOM	MAY 2024	YTD MAY 2023	YTD MAY 2024	YTD
GARUDA INDONESIA DOMESTIC								
Passenger Carried*	506.319,00	49,17%	756.137,00	-0,11%	755.281,00	2.402.098,00	3.397.927,00	41,46%
Cargo Carried (Ton)	5.109,22	32,49%	5.759,69	17,53%	6.769,33	25.432,50	31.850,06	25,23%
ASK (000)	721.054,21	26,79%	912.866,02	0,15%	914.191,07	3.524.146,00	4.300.589,67	22,03%
RPK (000)	524.271,35	49,21%	763.560,46	2,45%	782.253,83	2.442.449,25	3.481.404,68	42,54%
SLF (%)	72,71	12,86 pp	83,64	1,92 pp	85,57	69,31	80,95	11,65 pp
ATK Cargo (000)	15.185,68	24,83%	19.363,53	-2,10%	18.956,09	73.813,30	92.900,91	25,86%
RTK Cargo (000)	6.352,55	29,96%	6.983,63	18,22%	8.255,71	31.752,18	38.886,66	22,47%
CLF Cargo (%)	41,83	1,72 pp	36,07	7,49 pp	43,55	43,02	41,86	-1,16 pp
Passenger Yield (Usc)	10,94	-13,48%	9,31	1,65%	9,46	10,69	9,41	-12,03%
Cargo Yield (usc)	89,51	-27,28%	71,45	-8,91%	65,09	87,39	70,90	-18,87%
CASK (Usc)	8,76	1,40%	8,68	2,25%	8,88	8,62	8,85	2,75%
CASK-Excl Fuel (Usc)	6,06	0,88%	5,91	3,49%	6,12	5,71	6,09	6,60%
	MAY 2023	YOY	APR 2024	MOM	MAY 2024	YTD MAY 2023	YTD MAY 2024	YTD
GARUDA INDONESIA INTERNATIONAL								
Passenger Carried*	127.478,00	45,77%	220.040,00	-15,55%	185.819,00	618.123,00	942.300,00	52,45%
Cargo Carried (Ton)	2.865,67	62,53%	4.287,02	8,64%	4.657,49	15.882,64	23.358,47	47,07%
ASK (000)	909.402,45	20,73%	1.231.469,71	-10,84%	1.097.962,34	4.266.922,44	5.515.479,58	29,26%
RPK (000)	571.975,33	28,35%	934.012,40	-21,40%	734.122,85	3.019.196,16	3.914.349,33	29,65%
SLF (%)	62,90	3,97 pp	75,85	-8,98 pp	66,86	70,76	70,97	0,21 pp
ATK Cargo (000)	40.014,21	18,57%	52.351,56	-9,37%	47.444,38	189.581,28	239.155,06	26,15%
RTK Cargo (000)	11.266,30	72,63%	18.535,49	4,93%	19.449,29	61.663,58	99.339,58	61,10%
CLF Cargo (%)	28,16	12,84 pp	35,41	5,59 pp	40,99	32,53	41,54	9,01 pp
Passanger Yield (Usc)	8,18	-9,13%	7,89	-5,86%	7,43	8,02	7,60	-5,17%
Cargo Yield (usc)	32,17	-27,81%	21,60	7,53%	23,23	34,99	22,91	-34,53%
CASK (Usc)	6,28	6,02%	6,29	5,89%	6,66	6,44	6,62	2,78%
CASK-Excl Fuel (Usc)	4,05	5,87%	3,87	10,90%	4,29	4,01	4,18	4,19%
	MAY 2023	YOY	APR 2024	MOM	MAY 2024	YTD MAY 2023	YTD MAY 2024	YTD
GARUDA INDONESIA MAIN BRAND								
Passenger Carried*	633.797,00	48,49%	976.177,00	-3,59%	941.100,00	3.020.221,00	4.340.227,00	43,71%
Cargo Carried (Ton)	7.974,88	43,29%	10.046,71	13,74%	11.426,82	41.315,14	55.208,53	33,63%
ASK (000)	1.630.456,65	23,41%	2.144.335,74	-6,16%	2.012.153,42	7.791.068,44	9.816.069,25	25,99%
RPK (000)	1.096.246,68	38,32%	1.697.572,86	-10,67%	1.516.376,67	5.461.645,41	7.395.754,01	35,41%
SLF (%)	67,24	8,13 pp	79,17	-3,80 pp	75,36	70,10	75,34	5,24 pp
ATK Cargo (000)	55.199,89	20,29%	71.715,09	-7,41%	66.400,47	263.394,58	332.055,98	26,07%
RTK Cargo (000)	17.618,85	57,25%	25.519,12	8,57%	27.704,99	93.415,76	138.226,24	47,97%
CLF Cargo (%)	31,92	9,81 pp	35,58	6,14 pp	41,72	35,47	41,63	6,16 pp
Passenger Yield (Usc)	9,50	-10,72%	8,53	-0,60%	8,48	9,21	8,45	-8,27%
Cargo Yield (Usc)	52,85	-32,44%	35,24	1,30%	35,70	52,80	36,41	-31,05%
CASK (Usc)	7,38	3,96%	7,31	4,92%	7,67	7,43	7,60	2,34%
CASK-Excl Fuel (Usc)	4,94	3,61%	4,74	8,07%	5,12	4,78	5,02	4,93%
	MAY 2023	YOY	APR 2024	MOM	MAY 2024	YTD MAY 2023	YTD MAY 2024	YTD
CITILINK								
Passenger Carried*	928.813,00	16,14%	1.181.404,00	-8,69%	1.078.713,00	4.476.702,00	5.260.509,00	17,51%
Cargo Carried (Ton)	4.782,68	56,08%	6.867,12	8,71%	7.464,94	24.322,29	36.197,99	48,83%
ASK (000)	1.046.856,12	12,93%	1.253.612,76	-5,69%	1.182.266,58	4.993.705,54	5.864.244,13	17,43%
RPK (000)	795.983,66	18,37%	995.582,13	-5,36%	942.189,85	3.812.980,11	4.541.055,95	19,09%
SLF (%)	76,04	3,66 pp	79,42	0,28 pp	79,69	76,36	77,44	1,08 pp
ATK Cargo (000)	25.873,89	13,26%	31.039,51	-5,59%	29.304,66	123.285,82	144.947,64	17,57%
RTK Cargo (000)	4.694,06	63,64%	7.186,74	6,88%	7.681,21	23.713,35	36.789,38	55,14%
CLF Cargo (%)	18,14	8,07 pp	23,15	3,06 pp	26,21	19,23	25,38	6,15 pp
Passenger Yield (Usc)	7,28	4,60%	8,13	-6,41%	7,61	7,00	7,65	9,28%
Cargo Yield (usc)	100,59	-42,40%	54,42	6,48%	57,94	100,14	57,42	-42,66%
CASK (Usc)	5,92	0,39%	5,98	-0,71%	5,94	6,19	5,95	-3,86%
CASK-Excl Fuel (Usc)	3,41	3,63%	3,55	-0,55%	3,53	3,52	3,50	-0,45%

Notes:

* Number of passenger carried is calculated on the basis of origin/destination, regardless of the number of stage lengths undertaken.

** All figures are for Garuda Indonesia and Citilink scheduled flight, except for aircraft utilization and on time performance are for mainbrand only.

FLEET OPERATED MAY 2024

	Boeing 777-300ER	07
	Airbus A330-900Neo	02
	Airbus A330-300	11
	Airbus A330-200	1
	WIDE BODY	21
	Boeing 737-800NG	40
	NARROW BODY	40
	*TOTAL FLEET OPERATED BY GARUDA INDONESIA	61
	Airbus A330-900Neo	-
	WIDE BODY	-
	Airbus A320-200 Neo	08
	Airbus A320-200	31
	ATR72-600	03
	Boeing 737-300/500	1
	NARROW BODY	43
	**TOTAL FLEET OPERATED BY CITILINK	43
	TOTAL FLEET OPERATED BY GARUDA INDONESIA GROUP	104

*GA AVERAGE AGE 12,26 Year
 **QG AVERAGE AGE 11,36 Year

NEWS

CONSISTENT POSITIVE REVENUE GROWTH IN QUARTER 1-2024, GARUDA INDONESIA FOCUSES ON INCREASING MARGINS AND PRODUCTION CAPACITY

Jakarta, May 1st, 2024 – PT Garuda Indonesia (Persero) Tbk (“Garuda Indonesia”) continues to optimize performance acceleration steps after completing restructuring steps at the end of 2022 and posting a solid business performance Foundation in the 2023 performance year. This is also reflected in the growth in group operating income in quarter 1-2024 which grew by 18.07% to US\$711.98 million compared to the same period in quarter 1-2023.

- ⇒ Garuda Indonesia projects passenger traffic throughout 2024 will grow by at least 40%.
- ⇒ Operating income grew 18.07%, one of which was also supported by the growth of unscheduled flights which increased significantly by 53.57%
- ⇒ Passenger traffic on international routes grew by 47.59% compared to quarter 1-2023, to 536,441 passengers, marking a positive outlook for the recovery phase of international passenger traffic.
- ⇒ Flight frequency also grew by about 15% in quarter 1-2024 to 39 thousand flights.
- ⇒ Business performance in general continues to move on track with operational and financial performance fund that gradually continues to show consistent improvement.

HAJJ SEASON 1445H/2024, GARUDA INDONESIA OPTIMIZES OPERATIONAL READINESS AND FLIGHT SAFETY

Jakarta, May 8, 2024– National airline Garuda Indonesia continuously continues to maximize operational readiness ahead of the implementation of Hajj flights which will begin on Sunday (12/5). The readiness is one of them optimized in a number of aspects including aspects of service, operations, to safety governance, to ensure the readiness of flight services for prospective pilgrims can run smoothly. On the first day (12/5), Phase 1 of the 2024 Hajj departure is planned to depart from 7 embarkations, namely Jakarta, Solo, Medan, Banjarmasin, Lombok, Makassar, and Padang; where the Jakarta kloter will mark the first operational flight of Garuda Indonesia's Hajj this year. To optimize the entire series of Hajj flights, Garuda Indonesia operates 14 wide-body aircraft including the B777-300ER and A330 fleets owned by Garuda Indonesia.

STRENGTHENING AVIATION BUSINESS ECOSYSTEM IN SOUTHEAST ASIA, GARUDA INDONESIA AND SINGAPORE AIRLINES EXPAND COMMERCIAL COOPERATION

Jakarta, 20 May 2024– National airlines Garuda Indonesia and Singapore Airlines continue to strengthen their commitment to optimizing synergies as key airline players in Southeast Asia. The commitment to strengthen the aviation business ecosystem is implemented through the expansion of commercial cooperation between the two airlines through the frequent flyer program. Through the expansion of commercial cooperation, both Garuda Indonesia and Singapore Airlines will optimize various added values for both airlines ' service users, including frequent flyer programs where GarudaMiles members and KrisFlyer members will be able to increase the number and pass redemption miles owned through codeshare flights operated by both airlines.

SUPPORTING THE DEVELOPMENT OF NATIONAL SPORTS, GARUDA INDONESIA OFFICIALLY BECOMES THE OFFICIAL AIRLINE OF THE INDONESIAN NATIONAL SPORTS COMMITTEE

Jakarta, May 28, 2024– National airline Garuda Indonesia continues to strengthen its commitment to supporting the implementation of various national agendas. This support was represented by Garuda Indonesia through the signing of a cooperation agreement with the Indonesian National Sports Committee (KONI) which was held on Monday (27/5) at Hangar 2 of GMF AeroAsia where Garuda Indonesia officially became an official partner of KONI in organizing various national sports events with an agreement period of 4 years until May 13, 2028. Through the signing of the cooperation, Garuda Indonesia is projected to fly at least 12 thousand passengers consisting of Administrators, athletes, contingents, delegates and officials in 38 provinces and 65 Main Sports branches competed under the auspices of KONI (33 Aceh, 34 North Sumatra) with various additional benefit offers. In addition, Garuda Indonesia also officially participated as the official airline in the implementation of the XXI National Sports Week (PON) agenda which will be held in Aceh and North Sumatra on September 8-20, 2024.

DISCLAIMER

This document has been prepared by Company for capital market community purposes. The Company has prepared this document based on information available to it that has not been independently verified. No representation or warranty, expressed or implied, is provided in relation to the fairness, accuracy, correctness, completeness, or reliability of the information, opinions, or conclusions expressed herein. The information included in this document is preliminary, unaudited, and subject to revision upon completion of the Company's closing and audit process.

In addition, This document is not, and nothing in it should be construed as, an offer, invitation, or recommendation in respect of the Company's credit facilities or any of the Company's securities. This document is not, and nothing in it should be construed as, an offer, invitation, or recommendation in respect of the Company's credit facilities or any of the Company's securities. This document is not intended to be relied upon as advice to investors or potential investors and does not take into account the investment objectives, financial situation, or needs of any investor.

All forward-looking statements attributable to the Company apply only as of the date of this document. The Company undertakes no obligations to update or revise forward-looking statements to reflect events or circumstances that arise after the date made or to reflect the occurrence of unanticipated events.